

As Of 29 February 2024

|                            |                        |
|----------------------------|------------------------|
| Effective Date             | : 05 November 2019     |
| Effective Statement Number | : S-1414/PM.21/2019    |
| Inception Date             | : 12 December 2019     |
| Currency                   | : IDR                  |
| NAV/Unit                   | : 1229.14              |
| Total NAV                  | : 745,070,109,644      |
| Min. Subscription Limit    | : IDR 100.000,-        |
| Number of Units Offered    | : 10.000.000.000 Units |
| Valuation Frequency        | : Daily                |
| <b>Fees</b>                |                        |
| Subscription               | : None                 |
| Redemption                 | : None                 |
| Switching                  | : None                 |
| MI fee                     | : Maximum 0,5%         |
| Custodian                  | : Maximum 0,25% p.a    |
| Custodian Bank             | : DBS                  |
| ISIN Code                  | : IDN000419603         |

**About PT KISI Asset Management**

Established in 2019, PT KISI Asset Management is a registered asset management firm supervised by Indonesia's Financial Services Authority (Otoritas Jasa Keuangan). As of July 23, 2019, PT KISI Asset Management is in possession of an OJK license with the letter number KEP-50/D.04/2019. PT KISI Asset Management is superintended by a professional management and investment team whose experiences average above 15 years in the Indonesian capital market.

**Investment Objective**

The KISI Money Market Fund is designed to generate attractive investment returns with high liquidity by maintaining the initial investment value through placements in money market instruments and/or Rupiah-based debt securities with maturities of less than 1 (one) year.

**Investment Policy**

Money Market : 100%

**Portfolio Allocation**

Bonds : 58.60%

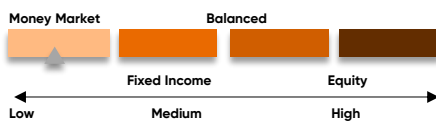
Money Market : 41.40%

| Top Instruments Holding |      |                              |      |
|-------------------------|------|------------------------------|------|
| Bank Aladin Syariah     | 4.0% | BPD Sumbar                   | 4.0% |
| Bank BRI*               | 5.4% | Merdeka Copper Gold*         | 4.0% |
| Bank J Trust            | 4.0% | Oki Pulp & Paper Mills*      | 5.4% |
| Bank KB Syariah         | 7.4% | Profesional Telekomunikasi   | 4.7% |
| Bank Sulut              | 6.6% | Sarana Multigriya Financial* | 5.4% |

\* Obligasi

**Main Risk Factors**

- Risk of Deteriorating Economic and Political Conditions
- Risk of Decrease in Investment Value
- Risk of Liquidity
- Risk of Decreasing Net Asset Value per unit
- Risk of Dissolution and Liquidation
- Risk of Regulatory Changes

**Risk Classification****Risk Description**

The KISI Money Market Fund has a conservative risk profile, suitable for short term investing with low risk.

**Benefits**

Professionally Managed, Economic Scale, Investment Value Growth, Investment Diversification and Low Initial Investment.

**Custodian Bank Profile**

Custodian activities at DBSI are supported by human resources with more than 5-10 years experience in the banking industry and capital markets. In terms of carrying out operational activities to settle Custodian customer transactions, DBSI is supported by a system that uses the latest technology and always makes improvements to be able to compete in meeting customer expectations for a flexible system, along with market trends and product complexity.

**Performance**

KISI Money Market Fund

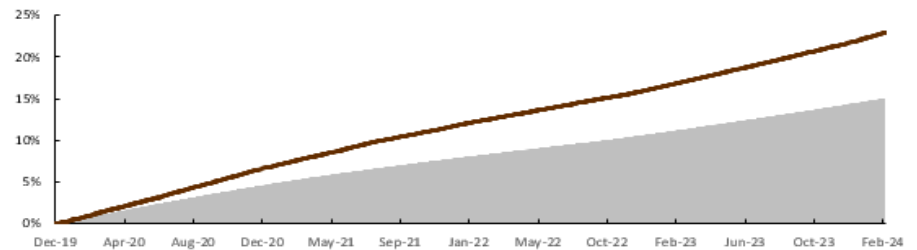
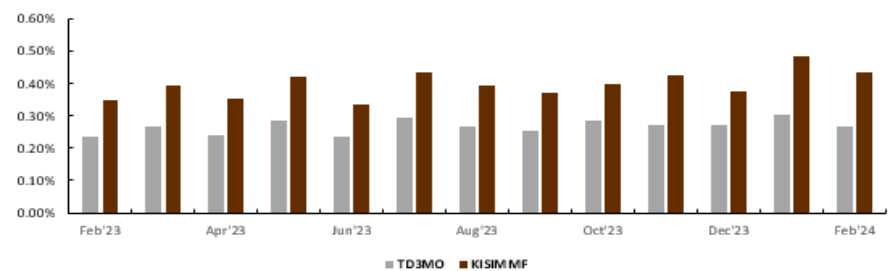
\*Benchmark

\*Notes: Avg TD 3Mo

Best Performance : Feb '24 0.63%

Worst Performance : Feb '22 0.26%

|                        | YTD   | 1 Mo  | 3 Mos | 6 Mos | 1 Yr  | 3 Yrs  | 5 Yrs | SI*    |
|------------------------|-------|-------|-------|-------|-------|--------|-------|--------|
| KISI Money Market Fund | 0.92% | 0.63% | 1.30% | 2.52% | 4.93% | 14.37% | -     | 22.91% |
| *Benchmark             | 0.57% | 0.39% | 0.84% | 1.66% | 3.29% | 9.36%  | -     | 15.06% |

**Cumulative Daily Performance****1 Year - Monthly Return Performance**

Access the prospectus for more complete information via the website [www.kisi-am.co.id](http://www.kisi-am.co.id)

A letter or proof of confirmation of the purchase, sale and transfer of an Investment Fund is a legal proof of ownership of an Investment Fund issued and sent by the Custodian Bank.

Mutual Fund ownership information can be viewed through the facility <https://akses.ksei.co.id/>

**DISCLAIMER:**

Investment through Mutual Funds includes risks including possible loss of investment of Mutual Fund unit holders due to fluctuations in mutual fund NAV. Prospective investors must read and understand the Mutual Fund prospectus before deciding to invest through Mutual Funds. Past performance does not reflect future performance. Mutual funds are capital market products and not banking products, and are not guaranteed by the Deposit Insurance Corporation. The Mutual Fund securities selling agent is not responsible for all claims and risks related to the management of the Investment Fund portfolio. PT KISI Asset Management is registered and supervised by the Financial Services Authority, and every product offering is carried out by officers who have been registered and supervised by the Financial Services Authority (OJK). Confirmation of ownership of an Investment Fund unit issued by

**PT KISI Asset Management**Sequis Tower 6<sup>th</sup> Floor

Jl. Jend. Sudirman Kav. 71

Jakarta Selatan 12190

☎ 021-29911808

☎ 021-29911809

✉ [cs@kisi-am.co.id](mailto:cs@kisi-am.co.id)📷 [kisi\\_assetmanagement](https://www.instagram.com/kisi_assetmanagement)

📘 KISIAssetManagement

🌐 PT KISI Asset Management